



# Lowcountry LMI Data Update

Thursday, January 22, 2026

Taylor Hendrix - Workforce Insights Analyst

# SCDEW Labor Market Information Website



SOUTH CAROLINA DEPARTMENT OF  
**Employment and Workforce**

[www.lmi.sc.gov](http://www.lmi.sc.gov)

Search SC LMI



[Home](#)

[About Us](#)

[Employers](#)

[Data Hub](#)

[Jobseekers](#)

[Other Resources](#)

[Publications](#)

LABOR  
MARKET  
INFORMATION

Welcome to South Carolina's Labor Market Information website, your one-stop shop for the most current, most relevant data and analysis on the state's workers, industries, and economy.

We work with the U.S. Bureau of Labor Statistics and the U.S. Census Bureau, making us the official source for this information throughout South Carolina. The labor force research conducted by our department gives insight to employers and jobseekers alike to make informed workforce-related decisions.



FIND YOUR FUTURE



COMMUNITY  
PROFILES



SC DATA TRENDS  
MAGAZINE



LMI INSIGHTS BLOG



LMI DASHBOARDS



REQUEST DEW DATA



# Ease of Navigation



- The organizing concept: a visitor can easily ascertain where to go for the resources most pertinent to their needs: Jobseekers, Employers, and Researchers (Data Hub).

- ❖ About Us
- ❖ Employers
- ❖ Data Hub
- ❖ Jobseekers
- ❖ Other Resources
- ❖ Publications

# Home Page Buttons



- **Find Your Future** - CCWD initiative and its webpage
- **Community Profiles** - new and improved version of the popular product
- **SC Data Trends Magazine** - the latest issue as well as archives
- **LMI Insights Blog** - quick insights into LMI matters
- **LMI Dashboards** - custom made LMI interactive dashboards, including Labor Force Participation Rate related statistics from the BLS and SCDEW; and Veterans Characteristics data from ACS
- **Request DEW Data** - a request page where a visitor can send a direct inquiry for information



# Find Your Future

SC.GOV

AGENCY LISTING

ONLINE SERVICES



Jobseekers ▾

Employers ▾

Education ▾

Resources for Partners

Website Feedback Survey



## What's New on Find Your Future SC?

We have made some exciting updates to the Find Your Future Website to improve your experience and to keep you connected with education stakeholders, employers, organizations, associations, and state and local governments.

Explore the new happenings of the Find Your Future website!

What's New

[Priority Occupation Dashboard](#) →

[2025 South Carolina Workforce Pulse Report](#) →


[Future Finder Tool Retired](#) →

# Community Profiles

COMMUNITY PROFILES

SOUTH CAROLINA DEPARTMENT OF  
Employment and Workforce

LOWCOUNTRY



Labor Market  
Information

SC Department of Employment & Workforce  
Labor Market Information Division  
1550 Gadsden Street, PO Box 995  
Columbia, SC 29202

lmi.sc.gov

Updated: 9/19/2025

COMMUNITY PROFILES		LOWCOUNTRY
TABLE OF CONTENTS		
1. ECONOMIC DATA		
Annual Unemployment Rate.....	3	
Monthly Unemployment Rate.....	4	
2. EMPLOYER DATA		
20 Largest Employers.....	5	
3. INDUSTRY DATA		
Employment by Industry.....	6	
Average Annual Wage by Industry.....	7	
Projections by Industry.....	8	
4. AMERICAN COMMUNITY SURVEY DATA		
U.S. Census Bureau, American Community Survey Data.....	9	
School Enrollment.....	10	
Educational Attainment.....	11	
Veteran Status.....	12	
Disability Status.....	13	
Residence One Year Ago.....	14	
Language Spoken at Home.....	15	
Employment Status.....	16	
Class of Worker.....	17	
Occupations.....	18	
Population.....	19	
Transportation to Work.....	20	
Travel Time to Work.....	21	
Vehicles Available by Occupied Housing Units.....	22	

Labor Market  
Information

SOUTH CAROLINA DEPARTMENT OF  
Employment and Workforce

Page 2 of 23

COMMUNITY PROFILES	LOWCOUNTRY
20 LARGEST EMPLOYERS	
BEAUFORT COUNTY SCHOOL DISTRICT	
BEAUFORT MEMORIAL HOSPITAL	
CHARLES LEA CENTER LEASING COMPANY	
COLLETON COUNTY GOVERNMENT	
COLLETON COUNTY SCHOOL DISTRICT	
COUNTY OF BEAUFORT	
FOOD LION LLC	
GREGORY M PARKER INC	
Hampton County School District	
Hilton Head Medical Center LLC	
JASPER COUNTY SCHOOL DISTRICT	
MARINE CORPS COMMUNITY SERVICES	
PALMETTO BLUFF INVESTMENTS LLC	
PUBLIX SUPER MARKET INC	
SEA PINES RESORT LLC	
SITEL OPERATING CORPORATION	
TG ADMINISTRATION LLC	
THE KROGER CO	
VENTURE INIC OF BEAUFORT	
WAL-MART ASSOCIATES INC	
Source: South Carolina Department of Employment & Workforce QCEW	
Note: This list is derived from unemployment insurance accounts and some employers may be duplicated due to variations in their reported name. Also, employers are listed alphabetically, not in rank order.	
<div>Labor Market Information</div>	<div>SOUTH CAROLINA DEPARTMENT OF Employment and Workforce</div>
Page 5 of 23	

# SC Trends Data Magazine

[Home](#) » [SC-Data-Trends-Magazine](#) » SC Data Trends Magazine

## SC Data Trends Magazine



### South Carolina Data Trends: September 2025

The South Carolina Department of Employment and Workforce, through its Labor Market Information (LMI) Division, summarizes the latest workforce data trends as of September 2025, providing key insights into employment and wages for the state and each of its metro areas. For questions or additional information, please contact the LMI Division at [lmicustomerservice@dew.sc.gov](mailto:lmicustomerservice@dew.sc.gov).

Table 1. Labor Market Snapshot

Metric	September 2025	MoM Δ (#)	YoY Δ (#)
Unemployment	113,929	+3,218	-1,944
Employment	2,468,922	+4,102	+33,391
Labor Force	2,582,851	+7,320	+31,447

Source: Bureau of Labor Statistics, Local Area Unemployment Statistics. Note: Current month's estimates are preliminary. All data are subject to revision. Estimates are seasonally adjusted. MoM = Month-over-Month. YoY = Year-over-Year. Δ (#) = Absolute Change.

LMI's Data Trends magazine is a monthly publication of employment and unemployment statistics for South Carolina, its counties, and its metropolitan statistical areas. Historically, each issue has carried a feature piece which explores, in great depth, a facet of the labor market or the support systems behind it.

#### Current Issue

[September 2025 Data Trends \(PDF\)](#)

2020	▼
2021	▼
2022	▼
2023	▼
2024	▼
2025	▼

# LMI Insights Blog



South Carolina Department of  
**Employment and Workforce**

[Individuals](#)

[Employers](#)

[SC@Work](#)

[Labor Market Information](#)

[Workforce Initiatives](#)

[About Us](#)

[Home](#) » [LMI Insights](#)

## LMI Insights

Thu, 12/18/2025

[Retail Employment Rises Going into the Holiday Season](#)

*By Lainey Stalnaker, Data Analytics Writer*

Thu, 12/18/2025

[Job Openings and Labor Turnover, August 2025](#)

*By Lainey Stalnaker, Data Analytics Writer*

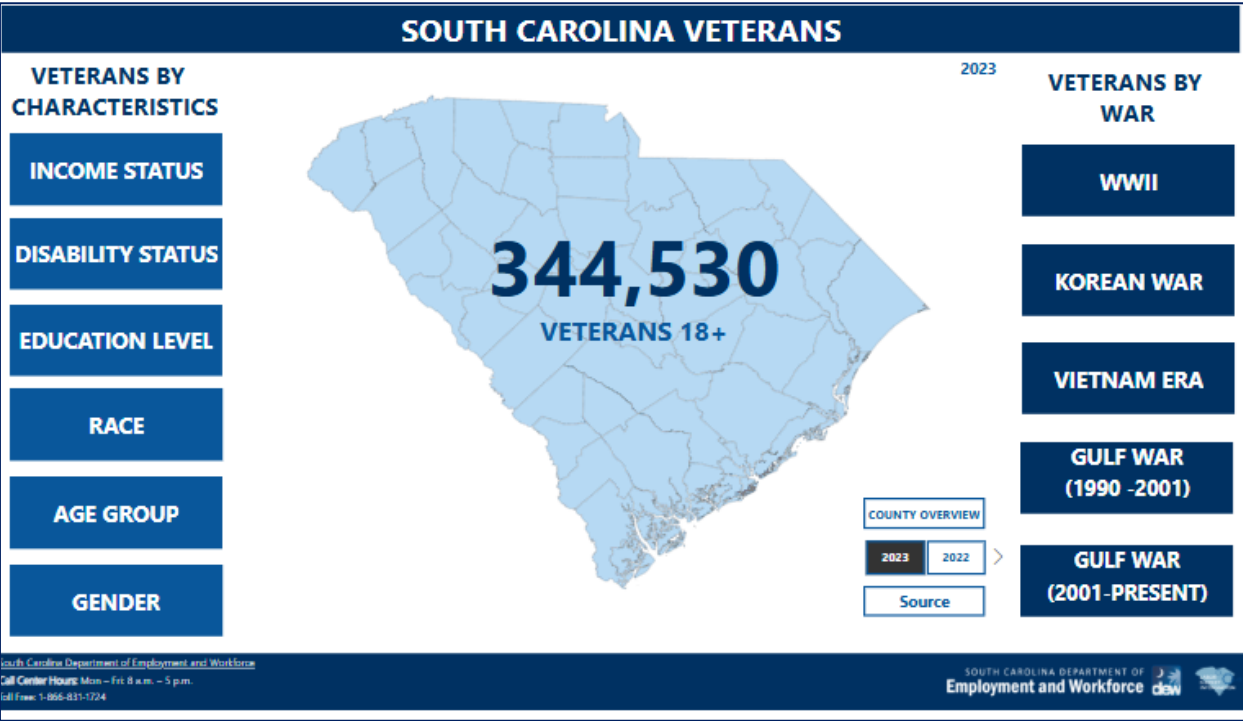
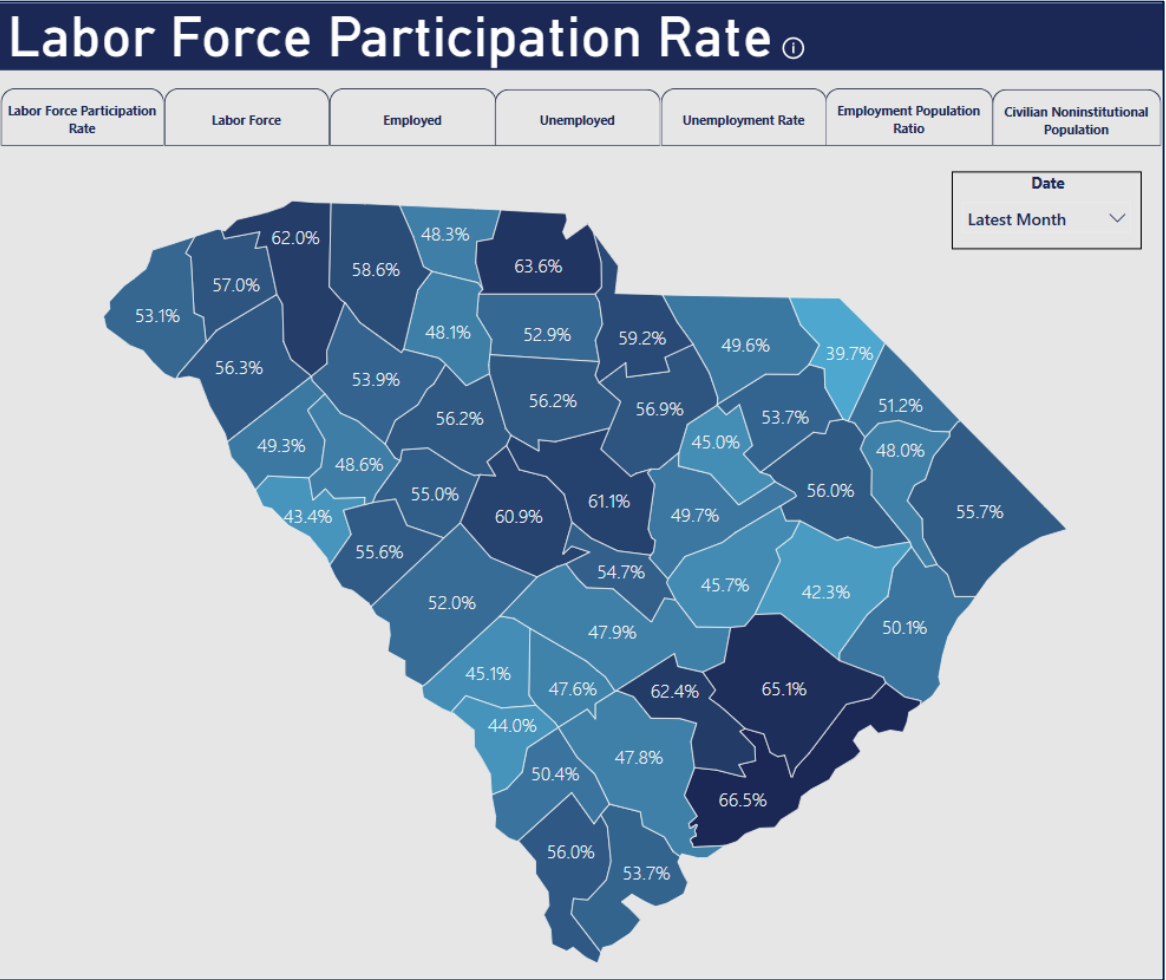
Thu, 12/18/2025

[Small Businesses in South Carolina Have Big Impact on Labor Market](#)

*By Lainey Stalnaker, Data Analytics Writer*



# LMI Dashboards



# Home Page Latest News Feed

## Latest News

Find out the latest news  
happening with South Carolina  
DEW

September 2025 Community Profile Reports • 12/17/2025

The September 2025 Community Profile Reports are available by clicking on the “Community Profiles” button on the main page.

September 2025 Local Area Unemployment Statistics • 12/17/2025

The September 2025 data release of the Local Area Unemployment Statistics program is available by clicking on the “Data Hub” menu item and next on the “BLS Data” item, then the “Local Area Unemployment Statistics-Learn More” choice.

September 2025 Employment Situation • 12/11/2025

The September 2025 press release of the state’s Employment Situation is available by clicking “Other Resources-DEW Press Releases” on the main menu.

[View All News →](#)

# Data Hub - CES, LAUS, OEWS, QCEW Programs

[Home](#) » [Data Hub](#) » [Data Hub](#)

## US Bureau of Labor Statistics Data Hub



### Current Employment Statistics

The Current Employment Statistics (CES) program is a monthly survey conducted by the Bureau of Labor Statistics.

[Learn More](#) →



### Local Area Unemployment Statistics

The Local Area Unemployment Statistics (LAUS) program is a cooperative effort between the Labor Market Information ....

[Learn More](#) →



### Occupational Employment and Wage Statistics

The Occupational Employment and Wage Statistics (OEWS) program produces employment and wage estimates ....

[Learn More](#) →



### Quarterly Census of Employment and Wages

The Quarterly Census of Employment and Wages (QCEW) program publishes a quarterly count of employment ...

[Learn More](#) →

# Data Hub - LAUS Table

## Employment and Unemployment Statistics - LAUS

State	Region	Area Type	Area	Year	Period Type	Period	Adjustment			
South Carolina	SC	Workforce Invest...	Lowcountry	(All)	(All)	(All)	Not Adj			
Region	Area	Year	Period	Adjustment	Preliminary	Employed	Labor Force	Unemployed	Unemployment Rate	
SC	Lowcountry	2025	January	Not Adj	No	115,707	120,674	4,967	4.1%	
SC	Lowcountry	2025	February	Not Adj	No	117,389	122,816	5,427	4.4%	
SC	Lowcountry	2025	March	Not Adj	No	118,021	122,894	4,873	4.0%	
SC	Lowcountry	2025	April	Not Adj	No	118,672	122,883	4,211	3.4%	
SC	Lowcountry	2025	May	Not Adj	No	118,728	122,966	4,238	3.4%	
SC	Lowcountry	2025	June	Not Adj	No	119,358	124,899	5,541	4.4%	
SC	Lowcountry	2025	July	Not Adj	No	119,647	125,506	5,859	4.7%	
SC	Lowcountry	2025	August	Not Adj	No	117,525	123,620	6,095	4.9%	
SC	Lowcountry	2025	September	Not Adj	Yes	118,957	124,706	5,749	4.6%	
SC	Lowcountry	2024	Annual	Not Adj	No	117,228	122,065	4,837	4.0%	
SC	Lowcountry	2024	January	Not Adj	No	112,587	116,736	4,149	3.6%	
SC	Lowcountry	2024	February	Not Adj	No	114,680	119,394	4,714	3.9%	
SC	Lowcountry	2024	March	Not Adj	No	116,702	120,970	4,268	3.5%	
SC	Lowcountry	2024	April	Not Adj	No	117,799	121,464	3,665	3.0%	
SC	Lowcountry	2024	May	Not Adj	No	118,253	122,599	4,346	3.5%	
SC	Lowcountry	2024	June	Not Adj	No	119,872	125,573	5,701	4.5%	
SC	Lowcountry	2024	July	Not Adj	No	120,573	126,690	6,117	4.8%	
SC	Lowcountry	2024	August	Not Adj	No	118,502	124,447	5,945	4.8%	
SC	Lowcountry	2024	September	Not Adj	No	117,559	122,545	4,986	4.1%	
SC	Lowcountry	2024	October	Not Adj	No	117,958	122,811	4,853	4.0%	
SC	Lowcountry	2024	November	Not Adj	No	116,157	120,945	4,788	4.0%	
SC	Lowcountry	2024	December	Not Adj	No	116,092	120,607	4,515	3.7%	



# Data Hub - Industry Employment Projections Table

- Both Long Term and Short Term Industry Projections can be found in the Industry Employment Projections table. Occupational Projections can be found on the website in another table.

## Industry Employment Projections

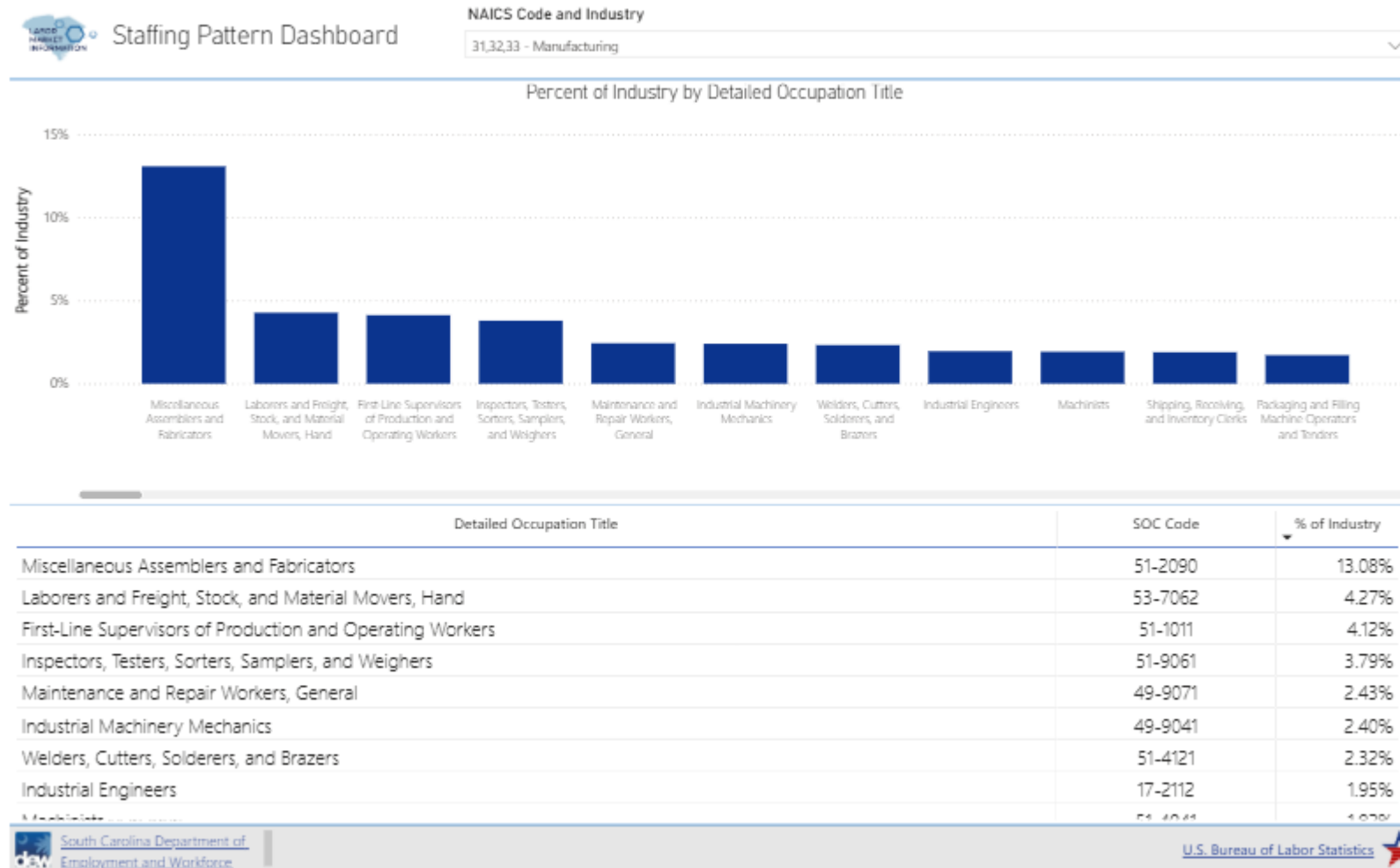
State	Region	Area Type	Area	Period	Industry Type	Industry Level	Industry Code & Title
South Carolina	SC	Workforce Invest...	Lowcountry	(All)	NAICS	Sector (2 digit)	(All)

Note: Data Displayed is for Total, All Occupations

Area	Period	Industry Code & Title	Base Year Employment	Projected Employment	Numeric Change	% Change
Lowcountry	2022-2032 Projections	11 - Agriculture, Forestry, Fishing and Hunting	731	725	-6	-0.82%
Lowcountry	2022-2032 Projections	21 - Mining, Quarrying, and Oil and Gas Extraction	18	20	2	11.11%
Lowcountry	2022-2032 Projections	22 - Utilities	428	444	16	3.74%
Lowcountry	2022-2032 Projections	23 - Construction	7,157	7,304	147	2.05%
Lowcountry	2022-2032 Projections	31 - Manufacturing	2,343	2,430	87	3.71%
Lowcountry	2022-2032 Projections	42 - Wholesale Trade	1,887	2,025	138	7.31%
Lowcountry	2022-2032 Projections	44 - Retail Trade	15,140	16,865	1,725	11.39%
Lowcountry	2022-2032 Projections	48 - Transportation and Warehousing	1,294	1,445	151	11.67%
Lowcountry	2022-2032 Projections	51 - Information	745	853	108	14.50%
Lowcountry	2022-2032 Projections	52 - Finance and Insurance	2,395	2,803	408	17.04%
Lowcountry	2022-2032 Projections	53 - Real Estate and Rental and Leasing	2,600	2,940	340	13.08%
Lowcountry	2022-2032 Projections	54 - Professional and Technical Services	4,971	5,657	686	13.80%
Lowcountry	2022-2032 Projections	55 - Management of Companies and Enterprises	754	1,048	294	38.99%
Lowcountry	2022-2032 Projections	56 - Administrative and Waste Services	6,058	6,731	673	11.11%
Lowcountry	2022-2032 Projections	61 - Educational Services	6,406	6,933	527	8.23%
Lowcountry	2022-2032 Projections	62 - Health Care and Social Assistance	12,369	14,666	2,297	18.57%
Lowcountry	2022-2032 Projections	71 - Arts, Entertainment, and Recreation	3,254	3,522	268	8.24%
Lowcountry	2022-2032 Projections	72 - Accommodation and Food Services	15,479	16,236	757	4.89%
Lowcountry	2022-2032 Projections	81 - Other Services, Except Public Administration	6,633	7,090	457	6.89%

# Data Hub - Staffing Patterns

- The staffing pattern divides each industry's employment into different occupations, forming a matrix



# Lowcountry Data Update

What are the industries with the most jobs in the region?

What are the average annual wages in the state compared to the region?

How many jobs are in the Manufacturing industry? Construction? Utilities? Professional, Scientific, and Technical Services?

What are the top job postings in the region?

# Lowcountry Industry Snapshot

## The Big 3

NAICS	Industry	Employment	Average Annual Wages
72	Accommodation and Food Services	16,042	\$31,675
44	Retail Trade	15,941	\$39,499
62	Health Care and Social Assistance	15,022	\$58,212

Like many other regions within South Carolina, the industries with the most jobs in the Lowcountry region are Accommodation and Food Services, Retail Trade, and Health Care and Social Assistance.

The average annual wages for the Lowcountry region are \$54,513, compared to the statewide average annual wages of \$60,959.

## How Other Industries Compare

NAICS	Industry	Employment	Average Annual Wages
23	Construction	8,817	\$69,896
54	Professional, Scientific, and Technical Services	5,736	\$88,229
31	Manufacturing	2,672	\$62,230
22	Utilities	621	\$98,177

The Utilities industry has the 3<sup>rd</sup> highest average annual wages, behind Finance and Insurance with \$113,507 and Management with \$113,086.

Over the last 5 years, Utilities has seen the most growth in employment at 4.5%, followed by Manufacturing at 3.6%, Construction at 2.1%, and Professional, Scientific, and Technical Services at 1.1%.



# Lowcountry Top Job Postings

Last 30 Days 12/21/25 - 1/19/26		
SOC	Occupation	Active Job Ads
41-2031	Retail Salespersons	386
41-1011	First-Line Supervisors of Retail Sales Workers	343
29-1141	Registered Nurses	239
35-1012	First-Line Supervisors of Food Preparation and Serving Workers	182
11-9111	Medical and Health Services Managers	134
35-3023	Fast Food and Counter Workers	130
49-9071	Maintenance and Repair Workers, General	120
53-7065	Stockers and Order Fillers	115
53-3032	Coaches and Scouts	95
27-2022	Heavy and Tractor-Trailer Truck Drivers	93

Source: JobsEQ RTI (Job Postings)

5,900 total postings

418 occupations

711 locations

1,600 companies

# SC Cost of Vacancy

How much does it cost these industries to have empty positions?

NAICS	Industry	GDP 2024	Jobs (QCEW) 2024	GDP / QCEW	2024 RTI Job Postings (Unfilled Jobs)	GDP / QCEW X RTI Job Postings (Cost of Vacancy)
54	Professional, Scientific, and Technical Services	\$38,634,800,000	135,321	\$285,505	12,478	\$3,562,531,390
31	Manufacturing	\$47,796,700,000	263,824	\$181,169	11,700	\$2,119,677,300
23	Construction	\$19,414,100,000	117,968	\$164,571	3,515	\$578,467,065
22	Utilities	\$6,748,600,000	16,345	\$412,885	61	\$25,185,985

*Methodology: The GDP / QCEW column was computed by dividing the GDP 2024 amount by the Jobs (QCEW) 2024 figure. That number was then multiplied by the RTI Job Postings figure, equating to the final number which represents "Cost of Vacancy."*

*Sources: Bureau of Economic Analysis, 20250926 (GDP); DEW and Bureau of Labor Statistics (Jobs (QCEW)) 2024; JobsEQ (RTI Job Postings)*



# Thank you

Taylor Hendrix - Workforce Insights Analyst  
[tahendrix@dew.sc.gov](mailto:tahendrix@dew.sc.gov)  
803-737-0164



An Equal Opportunity Employer/Program. Auxiliary aids and services are available upon request to individuals with disabilities at [ADA@dew.sc.gov](mailto:ADA@dew.sc.gov).

For program funding details in compliance with the Stevens Amendment, please visit [www.dew.sc.gov/funding](http://www.dew.sc.gov/funding).

SOUTH CAROLINA DEPARTMENT OF  
**Employment and Workforce** 